

BUS RULES



Getting on the bus

1. Be at the bus stop area on time.
2. Never run to or from the bus.
3. Wait for your turn to get on the bus.
4. Hold the handrail as you get on the bus.
5. Do not push or shove.

During ride

1. Remain seated all the time.
2. Keep the walkway of the bus clear at all times.
3. No hands, arms, heads or personal belongings outside of the bus.
4. Do not open windows.
5. Do not Keep sharp objects.

leaving the bus

1. Stay in the seat until the bus completely stops.
2. When you leave the bus hold the handrail.
3. If you drop something near the bus, do not pick it up. Tell an adult, for help.





Playground Rules

- 1.Safety first**
- 2.Be kind to each other**
- 3.Wait for your turn**
- 4.Play carefully**
- 5.Put litter in the bin**
- 6.No pushing or shoving**
- 7.Do not bring any sharp object such us: Pen, Pencil, glass, etc.**
- 8.Tell an adult if you are sad and lonely**
- 9.Keep your hands and feet to yourself**
- 10.Use kind caring words**
- 11.Stay where an adult can see you**



CLASSROOM RULES



1. **Respect** your teacher and your classmates.




2. **Keep** class clean at all times.

3. **Have a** book ready on desk for subject.




4. **Listen** and **follow** instructions, Stay on task.



5. **Raise** your hand before you speak.

6. **Keep** your hand & feet to yourself.

7. **Take** books home for homework assignment.



CLASSROOM RULES



- 1 Respect your teacher and your classmates
- 2 Listen and follow instructions, Stay on task
- 3 Keep class clean at all times
- 4 Raise your hand before you speak
- 5 Have a book ready on desk for subject
- 6 Take books home for homework assignment
- 7 Keep your hand & feet to yourself



HALLWAY RULES

Walk in a straight line

Look straight ahead

Watch where you are going

Use quiet feet

Keep silence





CANTEEN RULES

1

Be honest with money.

2

Stand up quietly.

3

No pushing or shoving

4

**Count your money
before you leave.**

5

Ask for food politely.

6

**Ask for help, when you
need it.**




Assembly RULES

1. Line up and exit quietly.
2. Listen to learn and enjoy.
3. Use appropriate applause.
4. Listen to the speaker.
5. Keep the line straight.
6. Line up bags properly.
7. Walk properly,
No Pushing or running.




STAIRCASE RULES

- 1. Walk on the right-hand side of the stairs**
- 2. Hold the rail**
- 3. Do not lean on or touch the wall**
- 4. No running or pushing**
- 5. Keep the left-hand side for emergency**




LIBRARY RULES

1. Read and talk quietly.
2. Handle book neatly.
3. Ask the librarian for help.
4. Place books on the table when you are done.
5. Listen to the librarian .
6. Keep the place clean .
7. No eating , No drinking.
8. Follow instructions of borrowing books.





LIBRARY RULES

1. Read and talk quietly.
 2. Handle book neatly.
 3. Ask the librarian for help.
 4. Place books on the table when you are done.
 5. Listen to the librarian .
 6. Keep the place clean .
 7. No eating , No drinking.
 8. Follow instructions of borrowing books.
- 



Bathroom Rules



**CLOSE
THE DOOR**



**FLUSH
THE TOILET**



**WASH YOUR
HANDS**



**USE
SOAP**



**THROW
TRASH AWAY**



**REPORT ANY
ISSUE TO
STAFF**



BATHROOM RULES

HELP KEEP OUR RESTROOMS
CLEAN AND COMFORTABLE

- 1** Please flush after use.
- 2** Wash your hands with soap.
- 3** Dispose of trash properly.
- 4** Respect others' privacy.
- 5** Report any issues to staff.
- 6** Keep the bathroom clean.





GAMING ROOM RULES

1. PUT EVERYTHING BACK IN PLACE.
2. NO EATING, NO DRINKING
3. KEEP THE PLACE CLEAN.
4. RESPECT YOUR TURN AND TIME.
5. YOUR MANNERS ARE HIGHLY APPRECIATED.
6. ASK FOR HELP, WHEN YOU NEED IT.
7. FOLLOW INSTRUCTIONS.





PLAY AREA RULES




1. Put everything back in place.
2. No eating, No drinking
3. Keep the place clean.
4. Respect your turn and time.
5. Your manners are highly appreciated.
6. Ask for help, when you need it.
- ★ 7. Follow instructions.



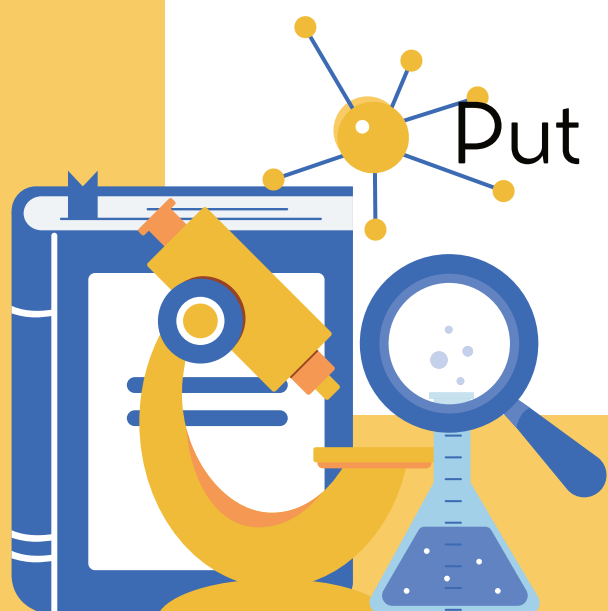
**ALWAYS PLAY
UNDER ADULT
SUPERVISION.**





Stem Lab Safety Rules

- Follow your teacher's instructions.
- Don't run in the lab.
- No food is allowed.
- Wear safety goggles when they are needed.
- Respect class resources.
- Move safely around the room.
- Read labels before using.
- Work as a team.
- When in doubt, ask a teacher.
- Put everything back in place.






Math Lab

Safety Rules

- Follow your teacher's instructions.
- Don't run in the lab.
- No food is allowed.
- Wear safety goggles when they are needed.
- Respect class resources.
- Move safely around the room.
- Read labels before using.
- Work as a team.
- When in doubt, ask a teacher.
- Put everything back in place.





LAB SAFETY REMINDERS

1



Always pay attention and listen to your teacher.

2



Use safety goggles and gloves during experiments.

3



Wear proper attire like lab coat and closed shoes.

4



Don't do any experiments without your teacher present.

5



Handle lab apparatus with care.

6



Don't eat, drink, or chew gum in the laboratory.

7



Clean as you go.

8



If something goes wrong, call your teacher immediately.

Let's make our laboratory a safe and fun place for learning!





COMPUTER LAB

RULES

listen & follow

THE TEACHER'S
INSTRUCTIONS

handle

THE DEVICES WITH
care

log out

OF YOUR DEVICE
WHEN FINISHED

MAINTAIN *discipline*
IN THE LAB

KEEP YOUR

password TO
YOURSELF

KEEP FOOD & DRINK
away FROM
TECHNOLOGY

KEEP YOURSELF
safe ONLINE

DON'T CHANGE DEVICE
settings

DIGITAL LAB

rules



NO FOOD

No eating, or drinking in the lab, A food-free workspace will keep computers clean and safe.



HANDLE WITH CARE

Take care when using the devices. Files are not to be moved or deleted without approval of Lab and Classrooms staff



SAFE BROWSING

Part of being a responsible user of technology is only accessing appropriate sites at given times or as instructed by the teacher.



KEEP YOUR FILES ORGANIZED

Save your files in properly marked folders.



RESPECT OTHERS

Use the devices responsibly without causing any harm to your classmates or the school.

LOG OFF

Leave the device as you found it, and clean your space before leaving.

